


Summer Edition!

**WHITSTABLE'S FIRST
EVER NEWSPAPER
WRITTEN IN
LOCKDOWN!**



**TRIATHLON AND
WIND SURFING!
IN NEW SPORT SECTION**



**MERCURY FACTS
IN THE SCIENCE
CORNER**



**FILM AND BOOK
REVIEWS
IN CULTURE SECTION**

THE LOCKDOWN TIMES

Wingham Welcomes Whitstable Family!



On Friday 26th June 2020 I went with my family to the recently reopened Wingham Wildlife Park.

When we walked in the first thing we saw was a lady wearing a mask who checked our tickets. Then as soon as we walked in we went to see the Chimpanzees in their enclosure. One of the Chimps was carrying a sack and one slid down a trunk like it was skateboarding.

Then we on to see the Red panda who is supposed to be really shy but it was such a hot day the Panda seemed to like it and came out to play. The Red panda is so cute it looks like a teddy bear. Strangely the Red panda actually isn't a Panda its closest relative is a Raccoon. They originate from the forests of Asia.

We also saw the Penguins whose enclosure super stinky. I really enjoyed taking photos of all the animals with my iPad.




When we saw the new Giraffes I felt like running up to them and giving them

a big hug but of course you couldn't because of the wire fence. We were lucky though because the keeper as feeding them so they came really close so we could get a good look at their markings.

I really enjoyed my visit to Wingham even though it is a little bit sad the animals are in captivity. All the animals looked really well cared for and like they were having a nice time and if they an endangered species they are being kept safe from hunters.

By Kika



Seal Pup Found Dead in Whitstable



A few weeks ago we went on a beach clean and on one beach that we were cleaning we found a dead seal pup. At first from a distance i thought it was a bag of rubbish but when i went over to have a better look I realised that it was a baby seal.

There were loads of flies around this poor seal and the life guards had already seen it so there was life guard tape around it too. They put tape around it so that no one takes it or reports it again.

Earlier this month I also saw two dead baby sharks in the harbour mud (the tide was out). We also saw a plastic bag right next to it. So I predict it may have been that that had killed it. Or maybe Crabzilla is back?

By Aurelia

What to do if you find a live seal

If you find a seal on a beach, **watch it from a distance**.

Do not approach the animal or allow children or dogs near it. Seals are wild animals and although they look cute, they will defend themselves aggressively if necessary.

Seals regularly haul out on our coasts and finding a seal on the beach does not mean there is necessarily a problem. After stormy weather and / or high tides, seals will come to beaches to rest and regain their strength. **Do not chase it into the sea** as this may stop it from doing what it needs to do – rest.

If you see a seal that may be abandoned, thin, ill or injured do not approach. Call for advice and assistance:

**BDMLR
RESCUE
HOTLINE:
01825 765546
(24 hr)**

or

**RSPCA hotline
(England &
Wales):**

0300 1234 999

**SSPCA hotline
(Scotland):**

03000 999 999

CULTURE

LATEST FILM REVIEWS



BACK TO THE FUTURE

WATCH IT ON: NETFLIX/ BLU RAY

BBFC RATING: PG

STARRING: MICHAEL J FOX, CHRISTOPHER LLOYD, THOMAS F WILSON.

This film for me maybe not for you is one of the greatest series of films ever made. It involves dangerous smoochie-smoochie in some scenes so if little sibling in front of the TV I recommend shutting their eyes but aside from that it is a truly great comedy and action movie and believe it or not it was only filmed in the mid-eighties (at least the first one was).

It has some excellent sayings including “Great Scott Marty” or “you’ve been in the wars Marty” all said by Christopher Lloyd who plays Doc. Emmet Brown an incredibly mad scientist. I won’t spoil it to much I will just explain the title to you back to the future means that towards the end of the films he has to get back to the future, if you say it out loud slowly it should make sense Marty and Doc have to get back to the future.

Funny references to 80’s comic books I highly recommend asking your dads for recognition on the comics.

I was back as always for your monthly quarantine times I’ll see you next time there is a major pandemic that kills people at an amazing rate.

Byyyyye!!!!!!!

By Victor



IT TAKES TWO

WATCH IT ON: NETFLIX

BBFC RATING: PG

STARRING: MARY KATE & ASHLY OLSEN, KIRSTIE ALLY, STEVE GUTTENBERG.

I really liked this movie because there are 2 main characters a really posh 9 year old named Allisa Callaway and a 9 year old orphan called Amanda Lemmon.


Amanda Lemmon is a 9 year old orphan she is a very fun character because she is very cheeky, isn't scared of anything and doesn't care what anyone thinks.

It is based on the movie parent trap which you can find on Disney+ . both movies are good but i think it takes 2 is better because it is more recent.

It takes 2 is also based on the book Lottie and Lisa by Erich Kastner, which we are going to try next.

By Cleo

SLIME SPECIAL! BOOK REVIEW



SLIME BY DAVID WALLIAMS

This well thought out book contains imaginative characters such as Ned, the coolest kid on wheels - also this fantastic book's main character. Ned's, as you might say, co-star or supporting act 'Slime' has a funny personality. He was concocted in a bathtub and meant to be a surprise for Ned's evil gunk hiding sister Jemima! All these amazing characters live on the dreaded island of Mulch where children hating adults storm around the streets. Follow Ned and Slime on their daring adventure, seeking revenge on the adults of Mulch for their reckless behaviour.

HOW TO MAKE SLIME!

Makes 1 small ball/ Takes 10 minutes

Ingredients

- 100ml PVA white glue (children's craft glue)
- ½ tsp bicarbonate of soda
- gel food colouring
- 1 tsp contact lens cleaning solution
- Googly eyes (optional)

Method

1. Squeeze the glue into a mixing bowl (look for a bottle in a 100ml size if possible so you won't have to measure it out). Add the bicarbonate of soda and mix well.

2. Add a drop or two of your chosen gel food colouring. Less colouring gives a pastel colour; the more you add, the brighter the colour. Mix until well incorporated.

3. Add the contact lens solution and mix. The slime will begin to form, going stringy before coming away clean from the bowl into a ball.

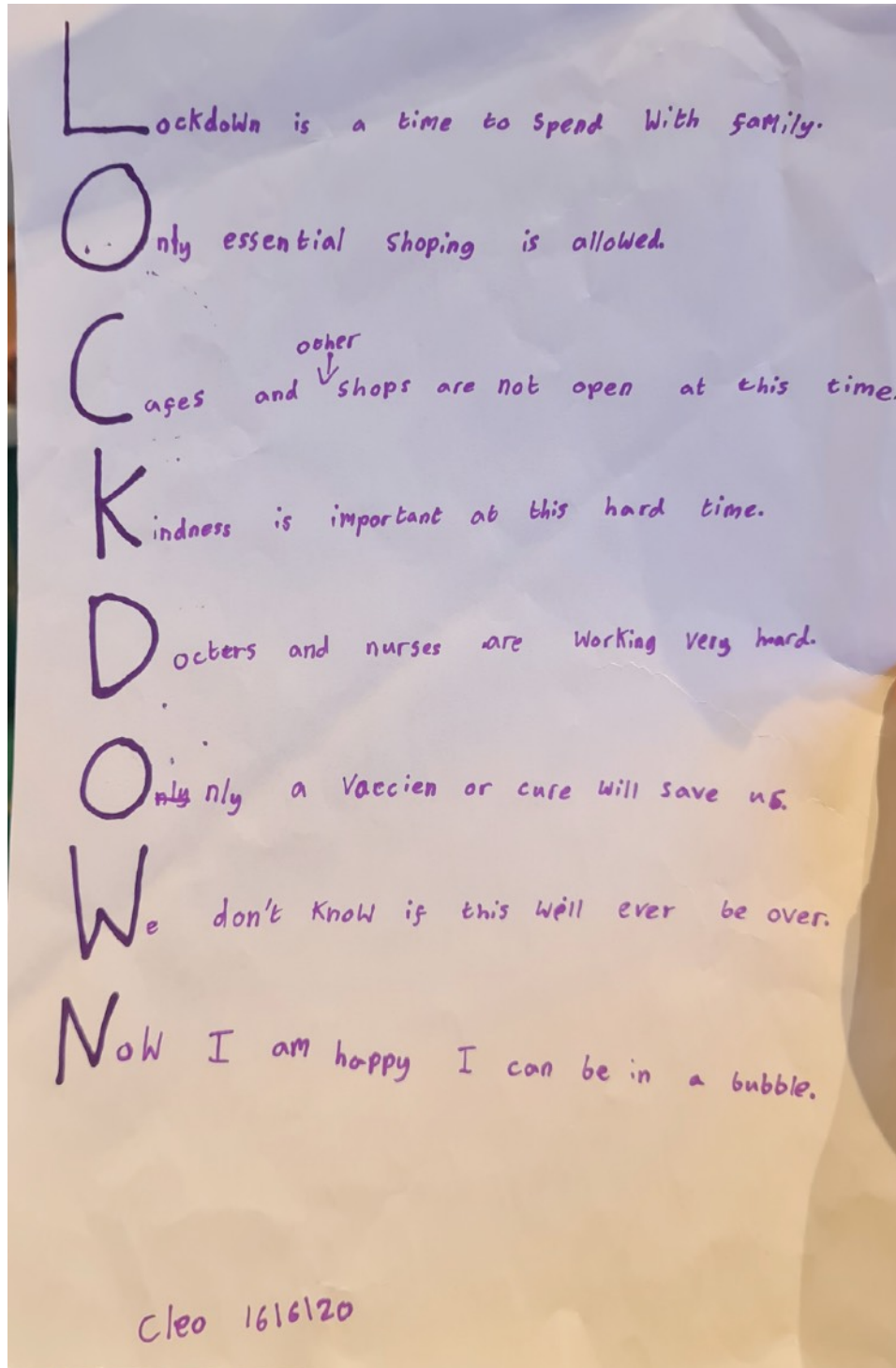
4. Once it has formed, take it out and knead it with your hands. It will be sticky at first but after about 30 seconds you'll have a smooth squishy slime ball. Add googly eyes at this point, if you like, and work in with your hands. Store in a pot with a lid. And there you have it your very own slime!






By Isla

NEW WRITING

By Cleo



ART



ART SPECIAL - LILY'S COLOUR INSTALLATION



Over lockdown I have been working on an art installation and I've had a lot of fun doing it.

Over twelve separate days I have put together a piece of the work.

Here is how I did it.

First I would gather different objects around the house that were the same colour. They could be anything

Then I would arrange them in any way that I liked and took a photo of the piece on my mum's camera but you could use any device you want.

This bit is only for people who took the photos on a camera. You will now download the pictures on to a device like a phone or ipad.

This bit is for everyone now download an app for collaging and put together your masterpiece!!

By Lily

FASHION

Beach Fashion Play

By SYLVIE and Esme 🤗🦄🦄

ESME: Hi is this SYLVIE ?

SYLVIE: Yes this is SYLVIE .

ESME: I am wondering if you could help me choosing the right clothes for me?

SYLVIE: Would a towel and some swimwear do?

ESME: That would be great!!

SYLVIE: Here are some ideas.....

ESME: Ok 🤗🤗 And my birthday is coming up could you recommend anything?

SYLVIE: I'm going to start with the beach....



mini limited edition

Mini girls beige animal print frill bikini

£10.00 ~~£16.00~~



Girls yellow printed shirred bikini set

£18.00



Disney Frozen Sister Queens Velour Towel, Blue

★★★★☆ ~ 45

£7²⁵ ~~£7.99~~



Girls Half Zipper Front Camo Striped Side Rib-Knit Dress, 6Y

Black Sporty Sleeveless Polyester Camo Pencil Fitted Slight Stretch Summer Girls Dresses, size features are: Bust: , Length: , Sleeve Length: Sleeveless

Size: 6 · [Shop all sizes »](#)

£4.99

+£4.00 delivery

SHEIN

[Visit site](#)

SPORT

Trying a Triathlon by Cecily



This weekend I competed in a triathlon. It was a virtual one, which meant I had to choose the course for myself. It was a 200m swim, a 4km bike leg and a 1km run. I raced in the 8-10 year old category and raised money for Macmillan cancer support.

Beforehand I felt nervous and apprehensive, as it was my first time doing a triathlon. It was also my first time swimming in the sea, although I had swum the distance during my lessons in the pool. I was worried and anxious because of my breathing on the run.

The first thing I had to do was the swim. It was a very windy day and the sea was very rough. There were lots of waves and I swallowed lots of water, which tasted salty and horrible. I could not see where I was going and I had nothing to hold on to when I got tired. Afterwards I was completely exhausted.

The next day was the bike. It was sunny and I cycled along the sea front to Hampton. We went early so there weren't many people around and I could go fast.

The run came last. On Sunday, I ran around the Westmeads rec for 1km. It was tiring and I got a stitch but it didn't stop me.

Afterwards I submitted all of my times. I was pleased to have finished after having done all three disciplines. They weren't as bad I had feared and it has not put me off doing another one.



How to Win at Windsurfing!



Over lockdown I've been learning to windsurf and I would like to share with you what I've learnt.

We used a Starboard Start board and a Mistral kids' rig (which is the sail, the mast and the boom.)

1. Rig the sail, mast and boom, but that's too complicated to describe here so ask me if you want to know how to do it.

2. Carry the board and rig down to the sea. This is difficult so ask an adult for assistance.

3. Connect the rig to the board with something called a UJ (a universal joint).

4. You're ready to go. Put the board in the water but make sure the fin at the bottom isn't touching the sea bed.

5. Get on the board and stand in the centre of the board with your feet either side of the mast foot.

6. Pull up the rig using the elastic that is attached to the boom. This is called the uphaul.

7. When the sail comes out of the water hold onto the uphaul and make sure you feel comfortable. This is called the ready position.

8. Now you put your forward hand on the boom and place your feet one right next to the mast foot and one close to the back of the board. Now you can put your back hand on the boom as well. Pull the sail in (sheet in) and you should be up and running. But you might fall off a lot.

Happy Windsurfing!!! By Lily



LOCKDOWN IN PICTURES



TOP TIPS - WOODWORK!

By Iris

At homeschool we have been doing woodwork lessons.

My favourite thing we have made was a new house for my baby doll, Rachel.

Steps (you will need a adult to help):

1. Take 2 long straight pieces of old wood of even sizes and lengths.
2. Cut the longest piece into two parts to make the top and bottom.
3. Cut the shorted piece in two to make the sides.
4. Attach the sides to the base with metal brackets held together with screws.
5. Attach the roof to the sides by screwing two large screws downwards.
6. Diagonally screw a metal screw on each of the sides to hook on a hammock.
7. Get a square piece of fabric (I used some of an old daddy shirt) to create the hammock tying with string at each end.
8. Attach to screws to create hammock.
9. Create furniture with any left over small bits of thin wood. I made a chair and table which were made by screwing wood together and screwing it to the base.
10. Finally I screwed in metal hooks at the side to hang my doll's clothes on (Rachel)
11. Now your doll can hang! Get the joke?



WEIRD AND WONDERFUL!

Weird but True!!! Here are some weird but true facts for you to share with your family.....

Facts about Animals

1. Some pigs are afraid of mud.
2. Some parrots dance when they hear pop music.
3. Bat hair has been used as money.
4. Ants have lived on Earth for some 140 million years.
5. Baby alligators grunt when they're ready to hatch out of their eggs.
6. Young giraffes sometimes moo.
7. Some male mice sing songs to attract mates.
8. Crocodiles have been around for about 200 million years.
9. Some fish can change from female to male.



Facts about the World

1. A volcano eruption in 1883 made the sun look green.
2. Most tornadoes occur between 3pm and 9pm.
3. The world's population grew by about 1.5 billion people between 2000 and 2018.
4. A river in Canada once turned red.
5. The largest known hailstone in the USA was about the size of a football.
6. There was a hotel made of rubbish in Rome Italy.
7. Light from the sun reaches earth 8.32 mins.
8. Lightning strikes the ground more than 100 times each second around the world.



By Rosie

SCIENCE CORNER!

Mabel Science

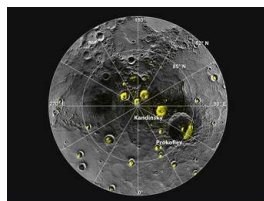
Planet Mercury

Mercury is a planet which is 58 million km from the sun. That sounds like a long way from the sun but actually Mercury is the closest planet to the sun. In midday temperatures it can be +430C, and at night time -170C. To approach Mercury enormous speed is needed, flying past the planet three times, to approach Mercury. It was discovery of relatively large concentration of potassium and sulphur.




Fast Facts

- Mercury is the closest planet to the Sun.
- Mercury's day (the length of time it takes to orbit the Sun) is 88 Earth days.
- Temperatures range from well below zero on the surface to nearly 800F on the sunlit side of the planet.
- There are deposits of ice at the poles of Mercury, in places where sunlight is never seen.
- The MESSENGER spacecraft provided detailed maps and images of Mercury's surface.



By Mabel



STAFF JOURNALISTS



Aurelia
News Desk



Mabel
Science
Correspondant




Hester
Artist



Sylvie
Fashion Editor



Lily
Sports Desk
and Art
Specialist



Isla
Book Review and
Slime Expert



Trewin
Artist



Iris
Woodwork
Expert



New Staffer
Cecily
Sports Desk



Kika
Wildlife
Expert



Rosie
Factual
Researcher



Victor
Film Expert



Cleo
Film Expert
and Poet

THANK YOU

Thank you once again to our amazing journalists for all of their hard work.
The Lockdown Times will be taking a summer break. Our writers need a good rest.
Happy Holidays!